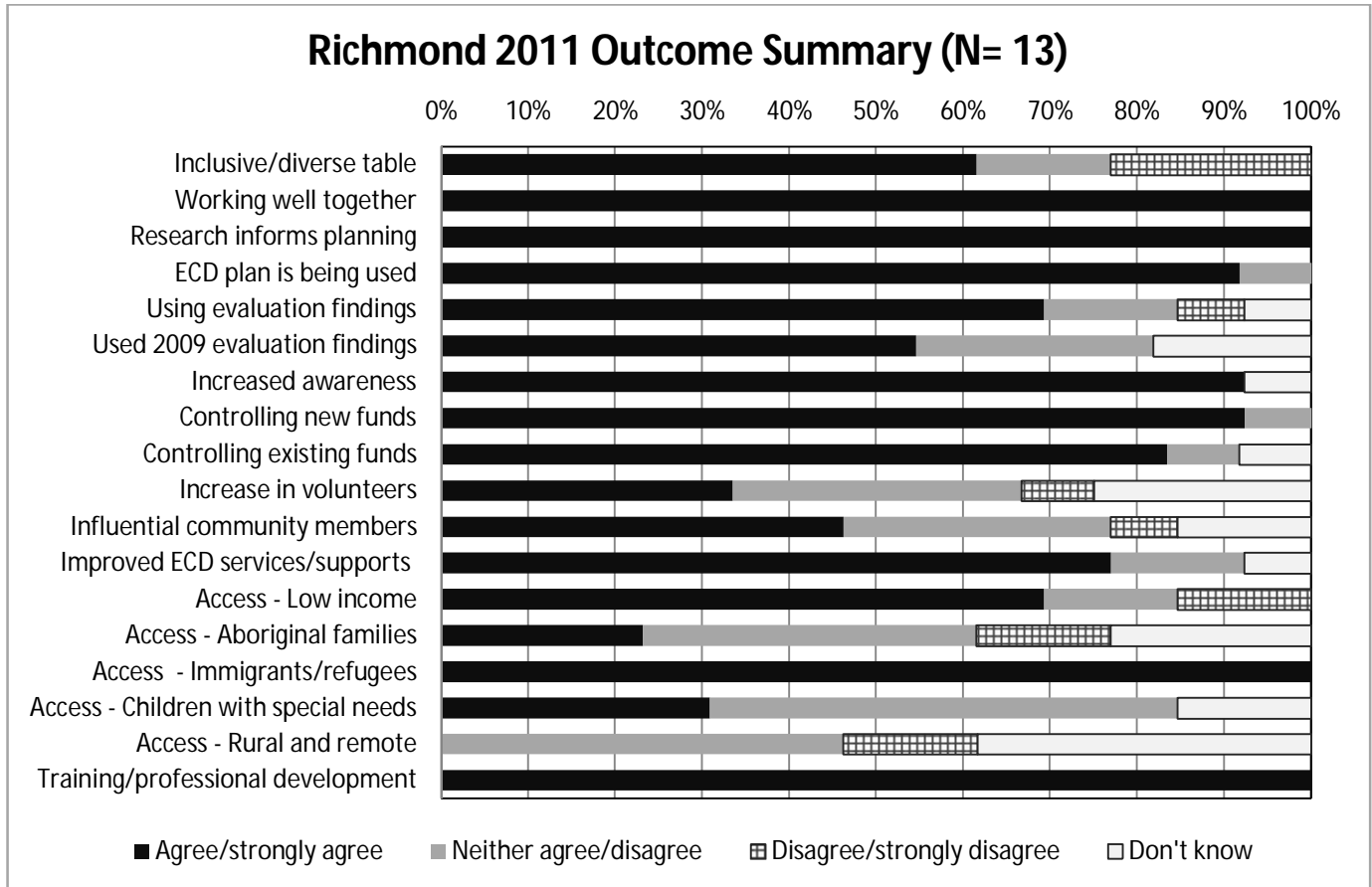


## Section 2 – Richmond 2011 Community Capacity Building Evaluation – Impact

The first page of this section provides an overview of the outcomes of the 2011 Community Capacity Building Stakeholder Survey. Data was collected from community stakeholders (people involved with local ECD initiatives) in February, 2011. This first page provides an overview of stakeholder perceptions and succeeding pages provide more detailed results.



**Outcomes Key** (Expanded version of outcomes listed in the chart above):

**Improved Community Driven Planning and Coordination** - Over the past 12 months:

1. Our community table is inclusive and diverse
2. We are working well together at the community table to strengthen ECD services and supports
3. Research is being used to inform planning and to guide the work of the initiative
4. Our ECD strategic plan is being used to guide or influence initiatives in our community
5. Community table-led evaluation findings are being used for improvement
6. We used the results of our 2009 Community Building evaluation

**Improved Local Awareness and Mobilization** - Over the past 12 months:

1. Our community has an increased awareness of the importance of early childhood development
2. Locally identified ECD priorities are guiding the allocation of new funds
3. Locally identified priorities are guiding the allocation of existing funds
4. There has been an increase in the number of volunteers who participate in community ECD activities
5. We have attracted influential community members to our community events and initiatives

**Improved Service Delivery** - Over the past 12 months:

1. ECD services and supports have improved as a result of our planning activities
2. We have made our ECD services more accessible to: low income families; Aboriginal families; immigrants and refugees; children with special needs; rural/rural/ communities.
3. The ECD community planning table has supported training opportunities that are leading to an increase in knowledge of best practices in early childhood development in our community

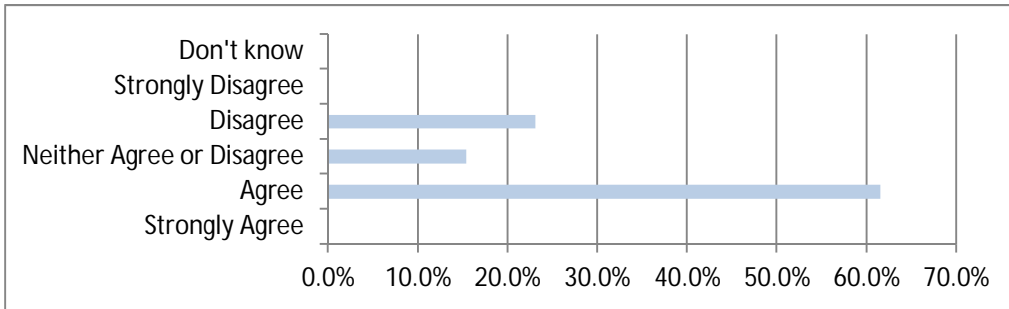
## Detailed Outcomes 2011 (N=13)

15 people were invited to complete this survey. The response rate was 87 %

### Improved Community Driven Planning and Coordination

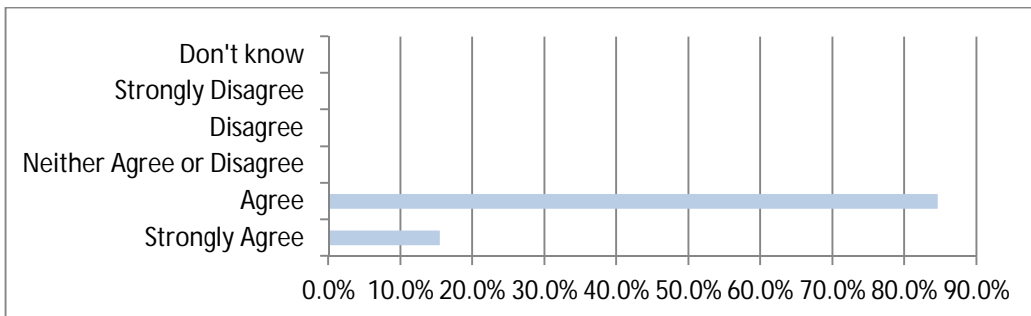
- The ECD community planning table reflects the diversity of the community (e.g. parents, service providers, Aboriginal, business, faith groups, municipal, education, health, etc.)

Answer Options	Response Percent	Response Count
Strongly Agree	0.0%	0
Agree	61.5%	8
Neither Agree or Disagree	15.4%	2
Disagree	23.1%	3
Strongly Disagree	0.0%	0
Don't know	0.0%	0



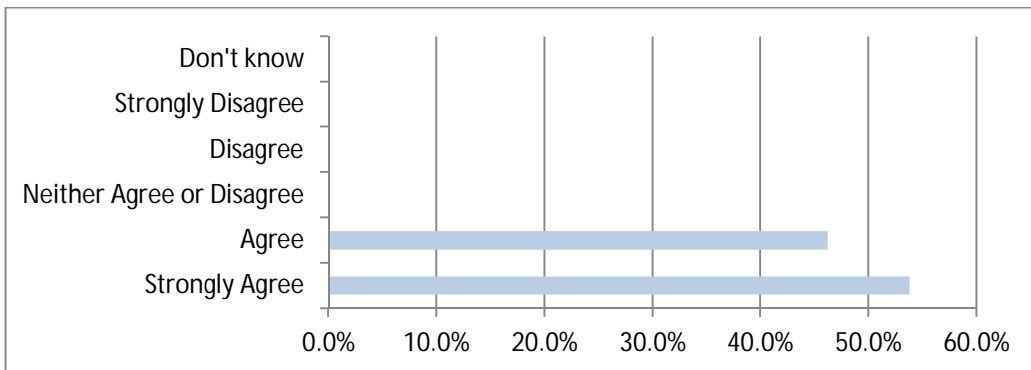
- ECD table participants are working well together at the ECD community planning table to strengthen ECD services and supports (i.e. progressing towards better coordination/collaboration)

Answer Options	Response Percent	Response Count
Strongly Agree	15.4%	2
Agree	84.6%	11
Neither Agree or Disagree	0.0%	0
Disagree	0.0%	0
Strongly Disagree	0.0%	0
Don't know	0.0%	0



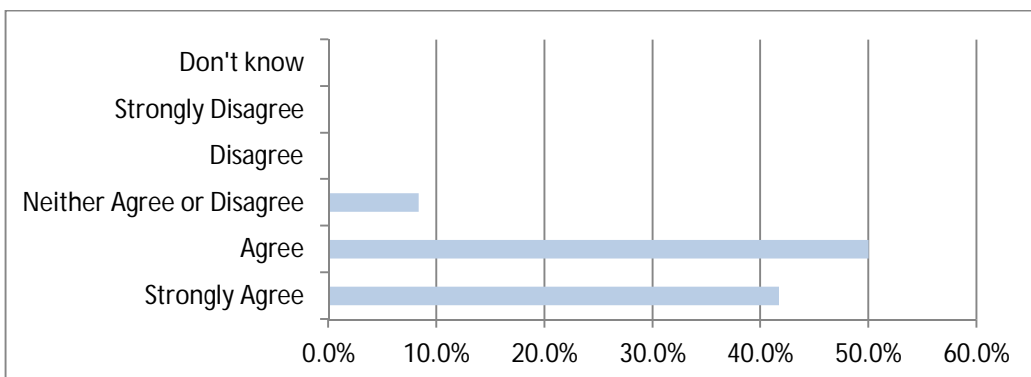
3. The ECD community planning table used research to inform planning and to guide its work over the past 12 months (e.g. community socio-economic data, information on current services, service gaps, use of data from the Early Development Instrument (EDI), information from parents).

Answer Options	Response Percent	Response Count
Strongly Agree	53.8%	7
Agree	46.2%	6
Neither Agree or Disagree	0.0%	0
Disagree	0.0%	0
Strongly Disagree	0.0%	0
Don't know	0.0%	0



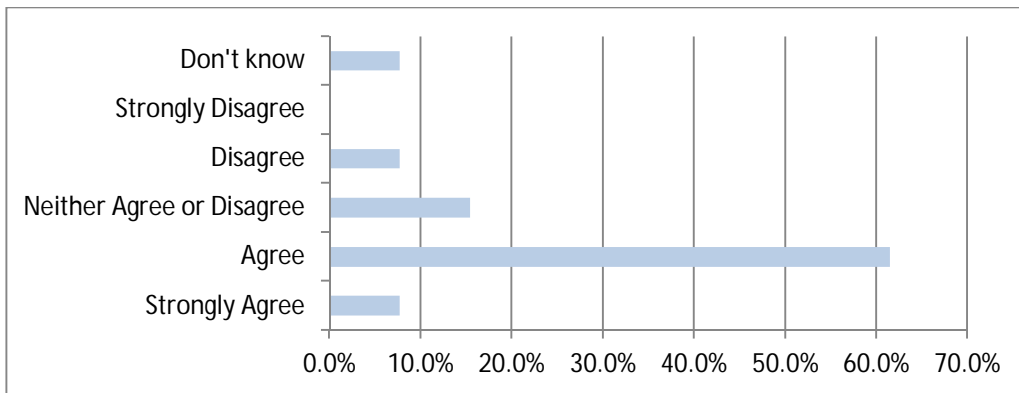
4. The ECD community planning table used its ECD strategic/community plan to guide or influence activities in the community over the past 12 months (if you don't yet have an ECD plan, do not answer this question).

Answer Options	Response Percent	Response Count
Strongly Agree	41.7%	5
Agree	50.0%	6
Neither Agree or Disagree	8.3%	1
Disagree	0.0%	0
Strongly Disagree	0.0%	0
Don't know	0.0%	0



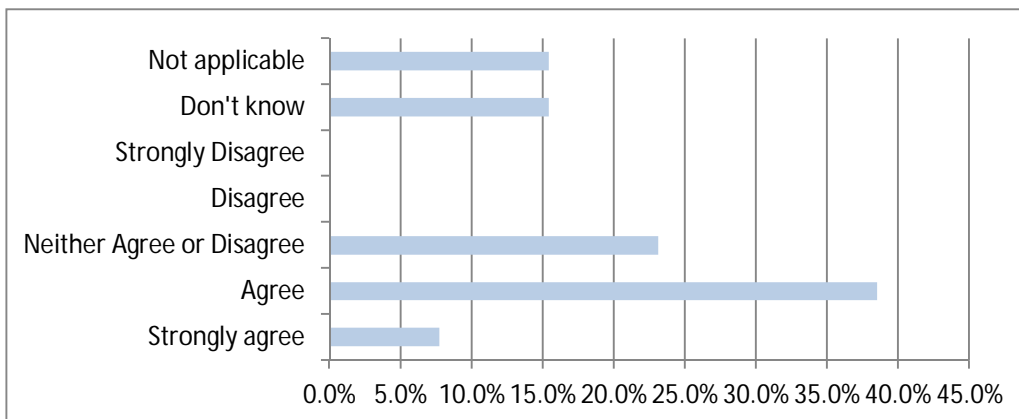
5. ECD community planning table-led evaluation findings for improvement over the past 12 months (e.g. formal evaluation of the ECD community table, evaluation of specific ECD table sponsored programs).

Answer Options	Response Percent	Response Count
Strongly Agree	7.7%	1
Agree	61.5%	8
Neither Agree or Disagree	15.4%	2
Disagree	7.7%	1
Strongly Disagree	0.0%	0
Don't know	7.7%	1



6. Results of the 2009 Community Building Evaluation were used in planning work over the past 12 months

Answer Options	Response Percent	Response Count
Strongly Agree	7.7%	1
Agree	38.5%	5
Neither Agree or Disagree	23.1%	3
Disagree	0.0%	0
Strongly Disagree	0.0%	0
Don't know	15.4%	2
Not applicable	15.4%	2



**7. The ECD community planning table's greatest success in creating and/or maintaining a planning group that is representative of the community (over the past 12 months)?**

- New members continue to come forward to join committee
- Helping Kids Succeed Richmond style was launched  
Merging of Early Childhood and Middle Childhood committees as many of the same people sat on them.
- Sustained interest in the planning table process from the various stakeholders
- Don't know
- We had over 500 copies of the multilingual Richmond Parent map distributed over 2010. A 2nd edition of the Child development guide, helping kids succeed Richmond Style working group has been very active, and working towards developing a Richmond children's Charter to name a few.
- I am new to the planning committee as of January 2011. It seems to me from the first meeting that we had a great turn out from service providers, private and public forums. We were lacking parents and aboriginals from our table. I am not sure what efforts have been made in the past for this.
- Through a strategic planning process, able to identify gaps in membership at our table and through re-structuring, made it more robust. Adjusted the meetings to be less frequent, longer and more intentional.
- Inter-agency collaboration
- Restructuring demonstrated flexibility and maximized recruitment/retention to best suit participants' interests and areas of expertise, as well as the achievement of RCF goals.
- Steering committee and Action Teams  
Richmond Children First Steering Committee with 20 members  
Seven Action Teams with over 50 people overseeing RCF projects
- Engaging with the childcare community - more representation on the planning table
- Added new members to increase representation

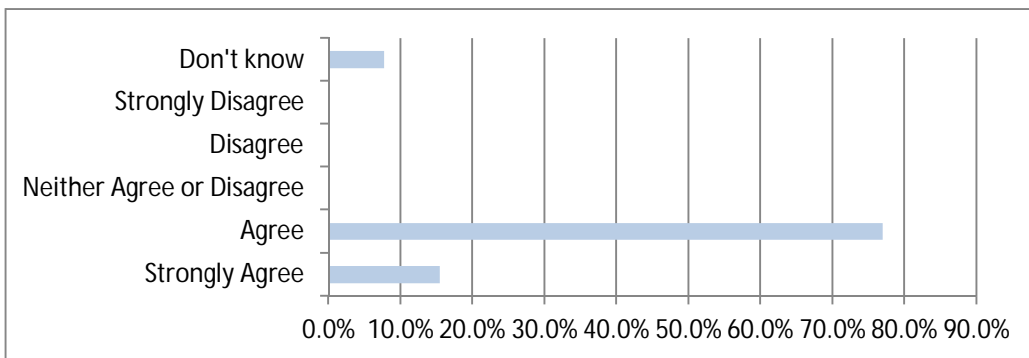
**8. The ECD community planning table's greatest challenge in creating and/or maintaining a planning group that is representative of the community (over the past 12 months)?**

- Ensuring that current membership are not stretched to be members of many sub committees
- We don't have parent representation
- ECD table is almost all service providers, albeit from different sectors, i.e. municipal, and health are there. No business, faith, or parental representation.
- Representation and voice from the various culture and language groups and immigrant populations.
- Don't know
- Having faith groups be representative at the steering committee level. RCF works very well together and is very committed to lessening childhood vulnerability in Richmond.
- I don't know as I was not a part of the committee.
- Difficult to have representation from all stakeholders. Need to ensure that those at the table are representing their respective constituents.
- Hard to Reach Families
- Participants' own workload
- Having a shared vision amongst all stakeholders and a commitment to action. Engaging with the faith groups and service users, need better representation from School District
- Difficult to keep consistency among representatives from different agencies  
Still some groups that are not represented (e.g. Parents, faith groups)

## Improved Local Awareness and Community Mobilization

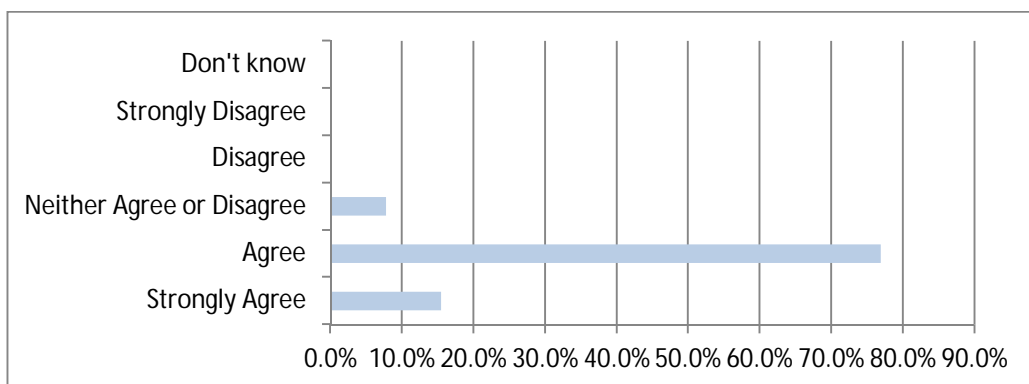
9. The community has an increased awareness of the importance of early childhood development as a result of the work of the ECD community planning table

Answer Options	Response Percent	Response Count
Strongly Agree	15.4%	2
Agree	76.9%	10
Neither Agree or Disagree	0.0%	0
Disagree	0.0%	0
Strongly Disagree	0.0%	0
Don't know	7.7%	1



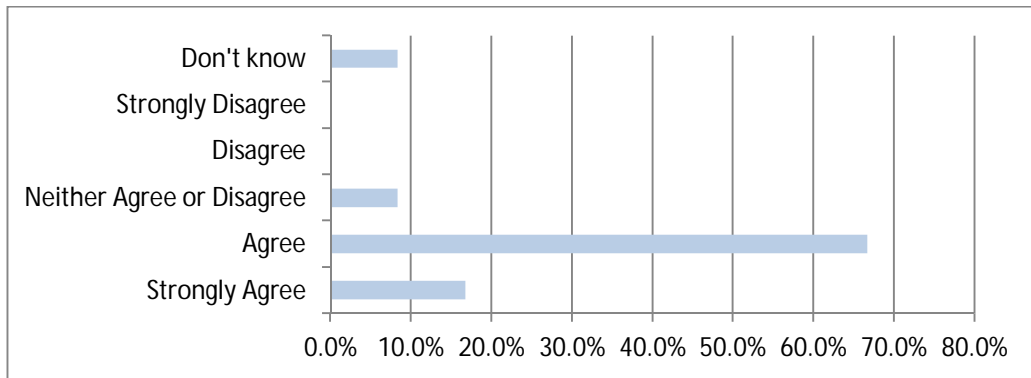
10. Locally identified ECD priorities are guiding the allocation of new funds becoming available for ECD programs and services in the community (e.g. funds from municipal, provincial, federal or other sources)

Answer Options	Response Percent	Response Count
Strongly Agree	15.4%	2
Agree	76.9%	10
Neither Agree or Disagree	7.7%	1
Disagree	0.0%	0
Strongly Disagree	0.0%	0
Don't know	0.0%	0



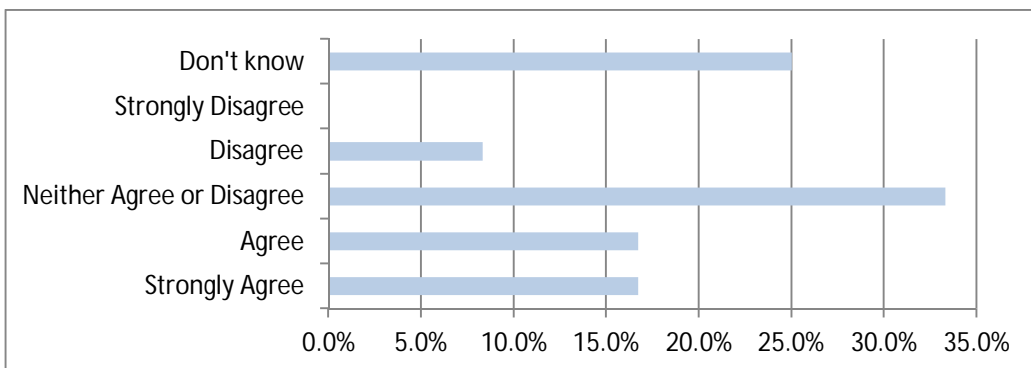
11. Locally identified priorities are guiding the re-allocation of existing funds (i.e. the table is looking at all the funding that comes to the community for ECD and re-allocating where necessary to achieve shared objectives).

Answer Options	Response Percent	Response Count
Strongly Agree	16.7%	2
Agree	66.7%	8
Neither Agree or Disagree	8.3%	1
Disagree	0.0%	0
Strongly Disagree	0.0%	0
Don't know	8.3%	1



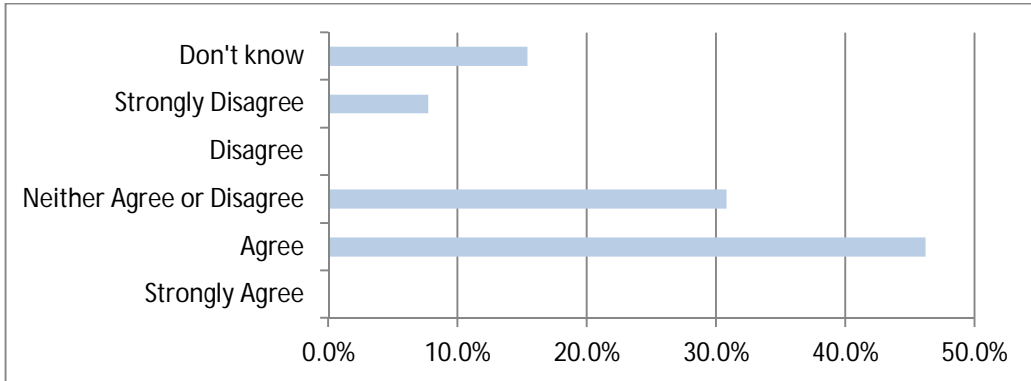
12. There has been an increase in the number of volunteers who participate in community ECD activities over the past 12 months - e.g. helped to organize or run ECD table led community events or research projects, participated in planning sessions, etc.

Answer Options	Response Percent	Response Count
Strongly Agree	16.7%	2
Agree	16.7%	2
Neither Agree or Disagree	33.3%	4
Disagree	8.3%	1
Strongly Disagree	0.0%	0
Don't know	25.0%	3



**13. In the past 12 months, the ECD table has attracted influential community members to community events and activities.**

Answer Options	Response Percent	Response Count
Strongly Agree	0.0%	0
Agree	46.2%	6
Neither Agree or Disagree	30.8%	4
Disagree	0.0%	0
Strongly Disagree	7.7%	1
Don't know	15.4%	2



**14. Stakeholder examples of how the ECD community planning table's work to increase community awareness and mobilization has had an effect**

- 1) sharing our website to keep community members up to date re; projects and goals
- 2) printing and distribution of Early Childhood resources to non-typical committee members i.e. family doctors and walk in clinics
- It has contributed to my awareness of what else is going on in the community and I share info with other partners and community members not attached.
- The level of interest from parents in the Helping Kids to Succeed Richmond Style neighborhood projects. The demand for the ECD calendar
- Multilingual Parent Map
  - Postcards
  - Chinese Development Guide
  - English Child Development Guide
  - RCF announcements
- Joint training with the City's Park and Rec department and community on EDI
  - Extension of the Richmond Early Years Bridging Program
  - The multi-lingual Richmond map, which was the result of a series of parent focus groups now links newcomer families to ECD services.
  - Learning sessions filled to capacity,
- Unfortunately I can't say as I am new to the committee and the child care industry.
- Shared awareness of childhood poverty in our community, what does it look like, and how to address it within the current political climate.

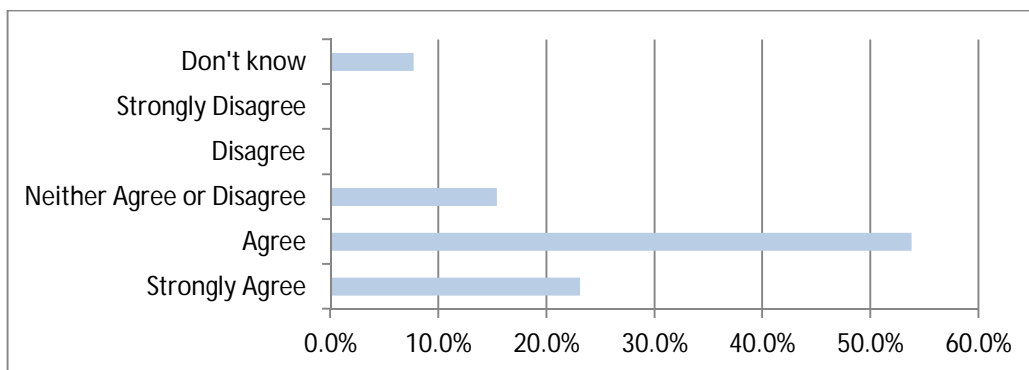


- High demand for print materials produced by RCF, e.g., Multilingual Parent Map, Development Guide. Helping Kids Succeed Richmond-Style has recruited a number of volunteers to make over 20 presentations
- Our Child Development Guide has been well received and positive comments have been made about it. The booklet is currently being revised. Families have expressed positive feedback on this. Community centres and Parks and recreation have made an effort to discuss plans for future play spaces appropriate for young children.
- new programs around ECD coming to the community, more presentations around ECD and EDI

## Improved Service Delivery

### 15. ECD services and supports have improved in the community over the past 12 months as a result of ECD community planning table activities

Answer Options	Response Percent	Response Count
Strongly Agree	23.1%	3
Agree	53.8%	7
Neither Agree or Disagree	15.4%	2
Disagree	0.0%	0
Strongly Disagree	0.0%	0
Don't know	7.7%	1

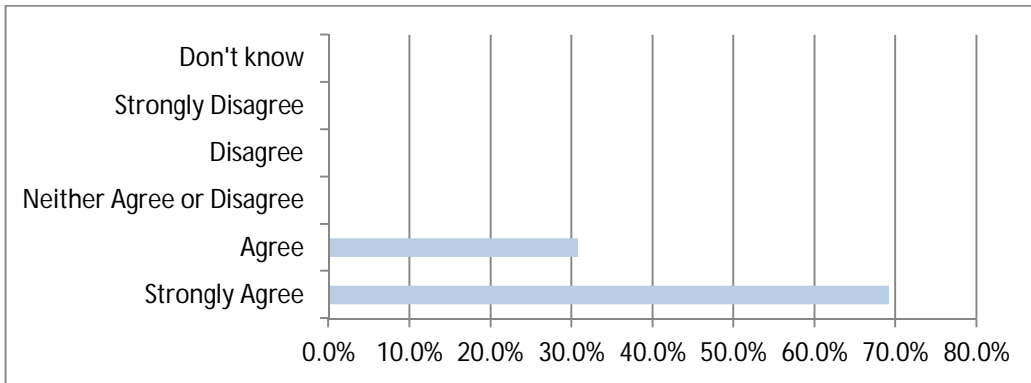


### 16. As a result of our ECD community table work, the table has made early childhood services more accessible to families with young children in the following groups over the past 12 months (e.g. programs delivered in various languages, satellite or mobile programs, bus/taxi vouchers, extended days and hours of service, changed location of services).

Answer Options	Strongly Agree	Agree	Neither Agree or Disagree	Disagree	Strongly Disagree	Don't know	Response Count
Low income families	2	7	2	2	0	0	13
Aboriginal families	0	3	5	2	0	3	13
Immigrants and refugees	4	9	0	0	0	0	13
Children with special needs	0	4	7	0	0	2	13
Families living in rural and remote communities	0	0	6	2	0	5	13
Other	0	0	1	0	0	0	1

**17. Over the past 12 months, the ECD community planning table has supported training opportunities that are leading to an increase in knowledge of best practices in early childhood development in our community.**

Answer Options	Response Percent	Response Count
Strongly Agree	69.2%	9
Agree	30.8%	4
Neither Agree or Disagree	0.0%	0
Disagree	0.0%	0
Strongly Disagree	0.0%	0
Don't know	0.0%	0



**18. Examples of how families in your community have benefited over the past 12 months as a result of improved ECD services and supports:**

- Distribution of community resources developed by multiple agencies collaboratively and given to families especially families who are vulnerable
- One of the initiatives in our community is a Family Fun Night for families struggling with parental mental illness or substance use. RCF has spread the word and new families have joined having heard about the program through an agency other than an Addictions or MH one.
- Helping kids succeed Richmond Style, funding of other programs for families
- Chinese language development guide very well received
- Richmond Early Years Bridging Program
- Training opportunities were held and filled to capacity. Some topics were Bridging Immigrants and Refugees through ECD services, Kids have stress too; a Google Richmond Parent map was created; helping kids succeed was actualized in Richmond schools with the involvement of parents, and community.
- Unable to answer as new to the committee.
- Early Years Bridging Program, print and electronic materials (e.g., multilingual parent map), ECD training opportunities and fund all benefit families
- Bridging Immigrants and Refugees through ECD services  
Kids Have Stress Too workshops  
Helping Kids Succeed Richmond Style using the power of 5  
Training for Staff and opportunities to attend Conferences  
Partnerships with community agencies to provide easier access to services
- Refugee families are accessing ECD services that met their unique needs
- More programs that involve partnerships among agencies

## Participation/Comments

### 19. Sectors represented at the ECD community planning table.

Answer Options	Response Percent	Response Count
Aboriginal Band	0.0%	0
Aboriginal community members	0.0%	0
Aboriginal ECD planning table	0.0%	0
AHS (Aboriginal Head Start)	0.0%	0
Aboriginal service organizations	0.0%	0
Aboriginal Transition Authority	0.0%	0
Business/private sector	0.0%	0
CAPC (Community Action Program for Children)	7.7%	1
Child Care Resource and Referral	7.7%	1
Children First	0.0%	0
Children and youth with special needs	7.7%	1
College/university	0.0%	0
Community nonprofit agencies	30.8%	4
Community Volunteers	0.0%	0
Credit Union	0.0%	0
CPNP/POPS (Canada Prenatal Nutrition Program/Pregnancy Outreach Program)	0.0%	0
Early childhood educators/childcare providers	0.0%	0
Faith based groups	0.0%	0
Family Resource Centres	0.0%	0
Federal government	0.0%	0
Health Authority (Including Public Health, Prevention & Intervention, Health Services, etc.)	30.8%	4
Library/literacy groups	7.7%	1
MCFD (Ministry of Children and Family Development)	7.7%	1
Ministry of Social Development	0.0%	0
Multicultural/immigrant groups	0.0%	0
Municipal politicians	0.0%	0
Municipal staff (including Parks and Leisure Services)	15.4%	2
Parents/grandparents of children 0-6 years	7.7%	1
Physicians/optometrists/dentists	0.0%	0
School districts - Strong Start	15.4%	2
School districts - other	7.7%	1
Success By 6	0.0%	0
United Way	0.0%	0

Other: Child Care Provider in Schools

### Stakeholder impressions of how easy or difficult it was to complete this questionnaire

Answer Options	Response Percent	Response Count
Really easy	7.7%	1
Easy	7.7%	1
Some questions easy; others difficult	76.9%	10
Somewhat difficult	7.7%	1
Very difficult	0.0%	0

### **Additional Comments from Stakeholders:**

- It is not easy to quantify (by survey) the work of building relationships with organizations to work together to share common philosophies to deliver child friendly services.
- I am very new in my role so have only been on the committee for about 7 months- not 12!
- The challenge and the opportunity is to be intentional about establishing, maintaining, and enhancing relationships and conversations across all sectors in the community to support early childhood development.
- This is the one table in our community that truly has families as its focus and effectively brings together a range of sectors to achieve community goals for family well-being. Families and service providers are supported through an impressive range of initiatives. The Implementation Manager is very skilled at both facilitation and delivery. Through ongoing initiatives, e.g., Children's Charter, awareness will "trickle up" as well as down. The work of this table should most certainly continue.
- This year we are really moving forward on some broad based initiatives that have been in the works for a while.